

LED Solutions: Wireless Detection Systems

ERGOMAT.COM

Wireless sensors that pair with our LED Signs.
Protects against dangerous collisions between
pedestrians and vehicles.



A

B

Pedestrian Detection Combo Part # ERGO-IWS-24-D

Includes :


A Pedestrian Motion Sensor

B 1 24" (60cm) Double Sided LED

Sign




WIRELESS



EXTENDED
SIGNAL RANGE



PLUG-N-PLAY



EXPANDABLE

Wireless Transmission – Our proprietary motion sensor unit transmits a wireless signal which activates the LED safety warning sign.

Extended Range – Wireless RF signal transmits up to 1000 feet (300 M) for deployment flexibility.

Plug & Play – Wireless detection systems and signs are paired at the factory for installation ease.

Expandable – Additional detection system components and other LED signs can be packaged to address any conventional or unique in-plant safety concerns

www.ergomat.com - info@ergomat.com

North & South America: +1-440-282-4651 | English (EU): +44 3308 280 084 | Danish: +45 702 21 840 | Dutch: +31 73 61 30 530 | Swedish: +46 42 16 36 00
German: +49 9524 30 367-50 | French: +33 1 446 410 28

Rev.01/14/2021

LED Solutions: Wireless Detection Systems

LED Signs that pair with our Wireless sensors.
Protects against dangerous collisions between
pedestrians and vehicles.

ERGOMAT.COM

Choose A Sign

12" (30cm) or 24" (60cm) Pedestrian or Forklift LED Sign

Includes: 1 Wireless receiver, 6 amp power supply & 25' (7.6M) 12V wire

12" (30cm) Single Sided Sign
Part # ERGO-IW-12-S

12" (30cm) Double Sided Sign
Part # ERGO-IW-12-D

24" (60cm) Single Sided Sign
Part # ERGO-IW-24-S

24" (60cm) Double Sided Sign
Part # ERGO-IW-24-D



24" (60cm) Interactive Wireless Four Sided CUBE Sign

Includes: 2 Wireless receiver, 2 6 amp power supply & 5 x 12.5' (15.2M) 12V wire

Part # ERGO-IW-24-2R



Customizable Stop/Go Sign

Includes a Box (6" x 12" x 2" / 15cm x 30cm x 5cm) with Red and Green LED Lights with laser sensor & reflector, 6amp Power Supply, 30/40 amp Relay Harness, 25' (7.6M) of 12V wire.

Part # LED-BOXR/G6x12x2-HW



Choose Your Wireless Detection Sensor

Motion Sensor Unit

Includes: motion sensor, wireless transmitter, 2 amp power supply and 25' (10M) 12V wire

Part # LED-WL-TRANSMITTER-2A



By detecting pedestrians entering a small area.

Triggers LED sign:

Laser Beam Detection Unit

Includes: wireless transmitter, 2 amp power supply, laser beam and 25' (10M) 12V wire

Part # IWS-LBT




By breaking the laser beam.

Vehicle Detection Sensor Unit

Includes: wireless transmitter, 6amp power supply and 25' (7.6M) 12V wire with remote control

Part #: IWS-SST-R



By detecting vehicle traffic from multiple directions.

Occupancy/Light Curtain Scanner for an area up to 80' x 80' (24Mx24M)

Includes 6 amp power supply and wireless transmitter, 25' (7.6M) 12V wire with remote control

Part #: IWS-OCO-R



By using light curtain technology (horizontally or vertically) to warn of potential obstructions.

Specialty Signs

Stand Alone Portable Solution

Includes: 5'6" (1.67M) tall, 18" (45cm) double sided sign on yellow base, 1 rechargeable battery, 1 motion sensor

Part # STANDALONE18-MD



www.ergomat.com - info@ergomat.com

North & South America: +1-440-282-4651 | English (EU): +44 3308 280 084 | Danish: +45 702 21 840 | Dutch: +31 73 61 30 530 | Swedish: +46 42 16 36 00
German: +49 9524 30 367-50 | French: +33 1 446 410 28